

Stage 1

Scenario:

Start Position: At P1 with your hands by your side

On the buzzer, draw and engage T1-T4 from cover. T1-T2 from the right, T3-T4 from the left. You may start on either side. Move to P2 and engage T5-T6 from cover.

Concealment Required

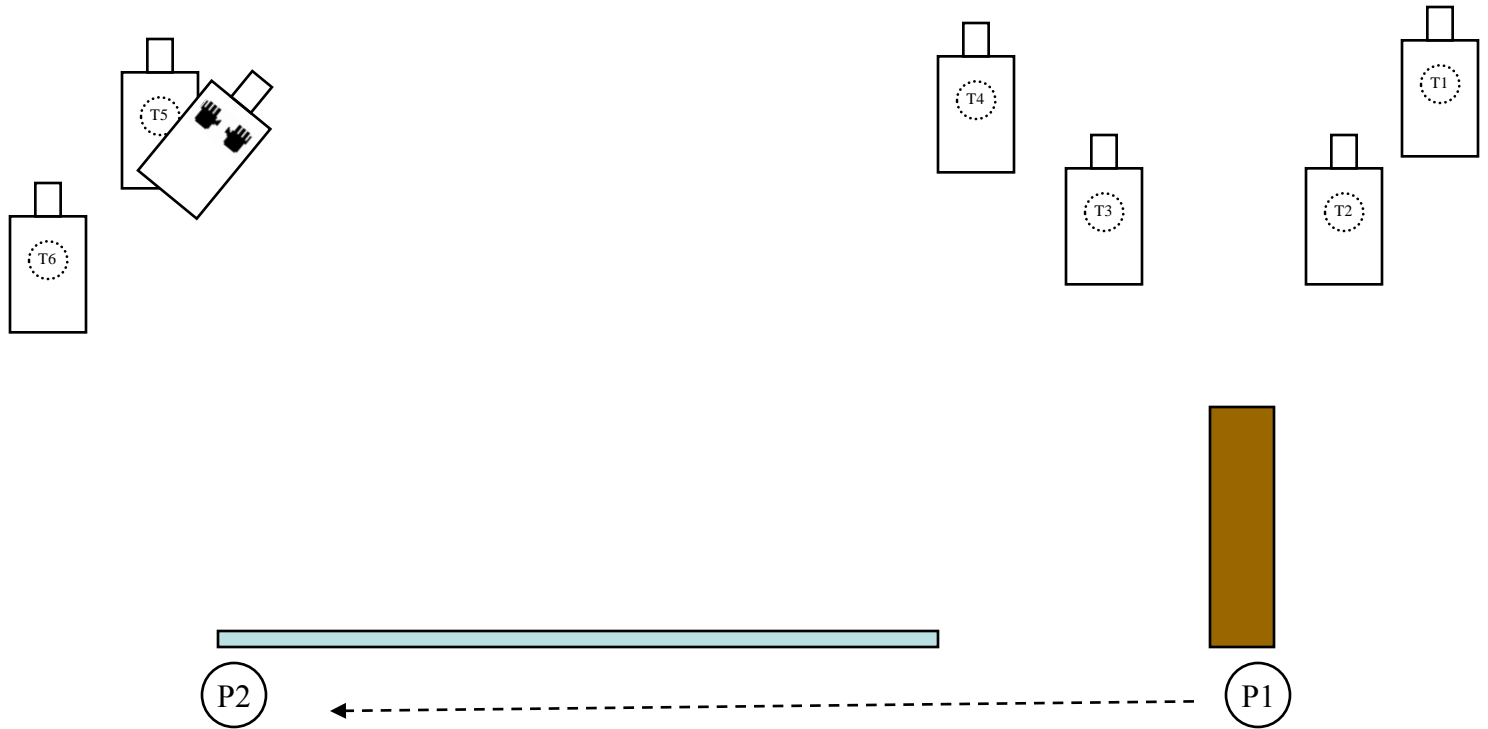
Scoring: Vickers

Scored Hits: 18 rounds, all targets get 3 rounds each

Targets: 6 IDPA

Penalties: Standard

Start-Stop: Audible-last shot



Scenario 2:

Start Position: Sitting at P1 with your pistol holstered.

Stage Procedure: On the buzzer, draw from a seated position and engage T1 with 4 rounds to the body. Engage T2 with 1 head shot.

Move to P2 and engage T3-T4 with two rounds.

Move to P3 and engage T5-T7 with two rounds.

You may reload in the open while moving from P2 to P3

Scoring:

Vickers

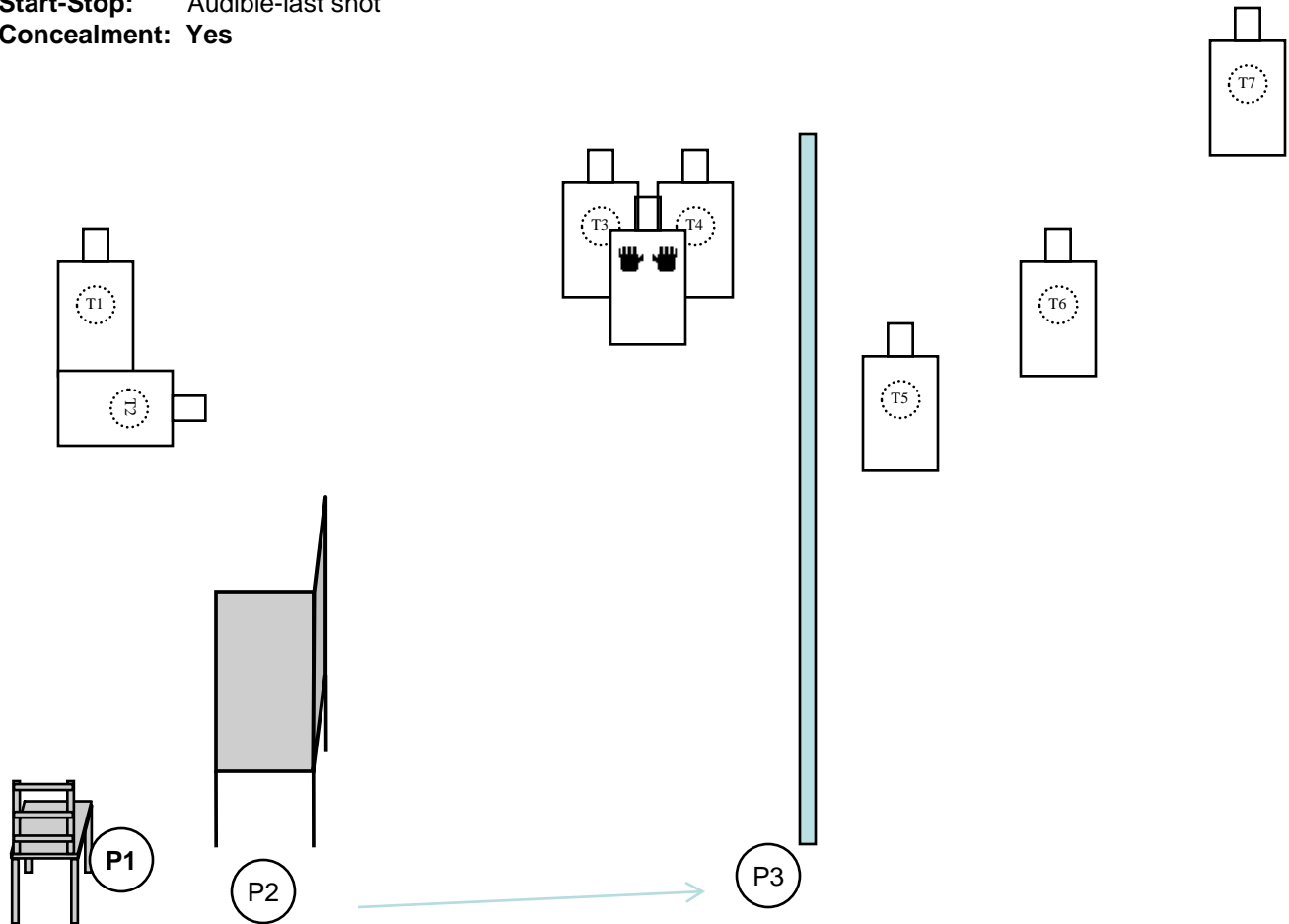
Scored Hits: 15 rounds. Two rounds on each target.

Targets: 7 IDPA

Penalties: standard

Start-Stop: Audible-last shot

Concealment: Yes



Scenario 3 : Standards

Start Position: Standing at P1 with your hands by your side. **Six rounds in the gun.**

Stage Procedure: On the buzzer, draw from and engage T1 with six rounds. Perform a SLR and engage T2 with 6 rounds.

Scoring: **Limited Vickers**

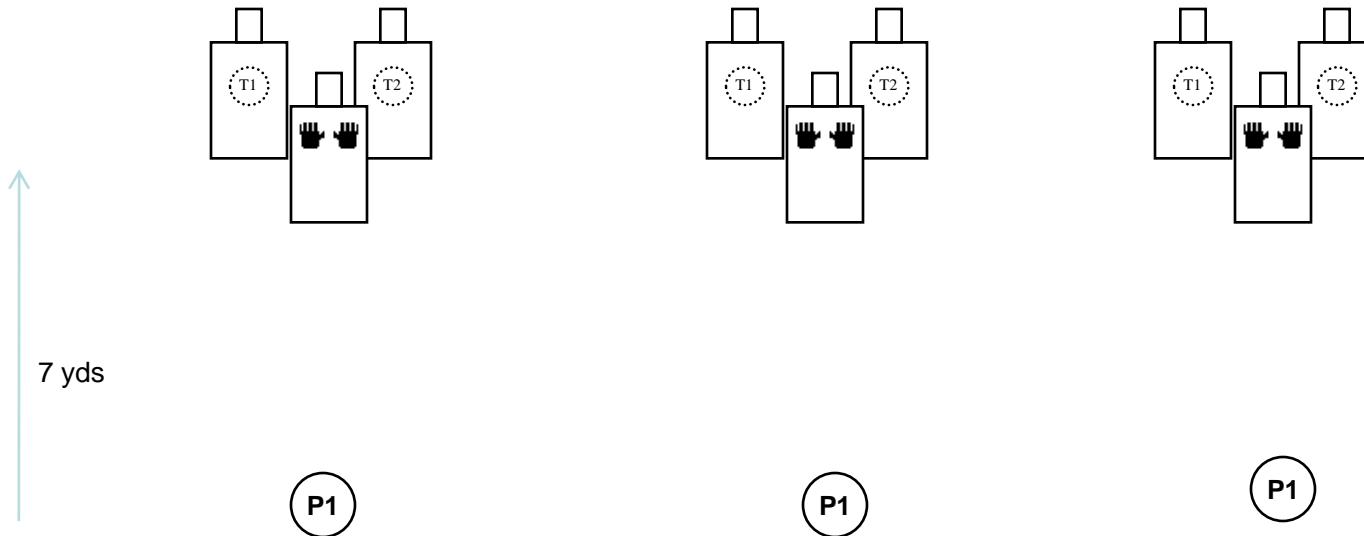
Scored Hits: 12 rounds. 6 each on T1–T2

Targets: 2 IDPA

Penalties: standard

Start-Stop: Audible-last shot

Concealment: **NO**



Scenario 3 : Standards – prone Bill drill

Start Position: Standing at P1 with your hands by your side.

Stage Procedure: On the buzzer, draw from and engage T1 with six rounds from prone.

Scoring: **Limited Vickers**

Scored Hits: 6 rounds on T1

Targets: 1 IDPA

Penalties: standard

Start-Stop: Audible-last shot

Concealment: **NO**

